

TOSHIBA

BARCODE PRINTERS

Safety Information

B-EX4T1-TS12/GS12-QM-R

B-EX4T2-TS12/GS12/HS12-QM-R

B-EX4T3-HS12-QM-R

B-EX4D2-GS12-QM/QQ-R

B-EX6T1-TS12/GS12-QM-R

B-EX6T3-TS12/GS12-QM-R

B-SX8T-TS12-QM-R

■ Preface

Thank you for purchasing the Toshiba Barcode Printer.

Safety Information describes the necessary precautions for using Toshiba Barcode Printers.

Be sure to read this manual before using equipment.

■ Applicable models

Applicable model
B-EX4T1-TS12/GS12-QM-R
B-EX4T2-TS12/GS12/HS12-QM-R
B-EX4T3-HS12-QM-R
B-EX4D2-GS12-QM/QQ-R
B-EX6T1-TS12/GS12-QM-R
B-EX6T3-TS12/GS12-QM-R
B-SX8T-TS12-QM-R

Safety Summary

Personal safety in handling or maintaining the equipment is extremely important. Warnings and Cautions necessary for safe handling are included in this manual. All warnings and cautions contained in this manual should be read and understood before handling or maintaining the equipment.

Do not attempt to effect repairs or modifications to this equipment. If a fault occurs that cannot be rectified using the procedures described in this manual, turn off the power, unplug the machine, and then contact your authorised Toshiba Tec Corporation representative for assistance.

Meanings of Each Symbol



WARNING

This symbol indicates a potentially hazardous situation which, if not avoided, could result in death, serious injury, or serious damage, or fire in the equipment or surrounding objects.




CAUTION

This symbol indicates a potentially hazardous situation which, if not avoided, may result in minor or moderate injury, partial damage to the equipment or surrounding objects, or loss of data.




PROHIBITED

This symbol indicates prohibited actions (prohibited items). Specific prohibited contents are drawn inside or near the  symbol. (The symbol on the left indicates “no disassembling”.)



MUST be Performed

This symbol indicates actions which must be performed. Specific instructions are drawn inside or near the  symbol. (The symbol on the left indicates “disconnect the power cord plug from the outlet”.)

NOTE: Indicates information to which you should pay attention when operating the machine.



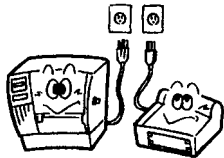
WARNING

This indicates that there is the risk of **death** or **serious injury** if the machine is improperly handled contrary to this indication.




Any other than the specified AC voltage is prohibited.

Do not use voltages other than the AC voltage specified on the rating plate, as this may cause **fire** or **electric shock**.



Prohibited

Do not plug in or unplug the power cord with wet hands as this may cause **electric shock**.




Prohibited

If the machine share the same electrical outlet with any other appliance that consumes a large amount of power, the voltage will fluctuate widely each time these appliances operate. Be sure to provide an exclusive outlet for the machine as this may cause **fire** or **electric shock**.




Prohibited

Do not place metal objects or water-filled containers such as flower vases, flower pots or mugs, etc. on top of the machine. If metal objects or spilled liquid enter the machine, this may cause **fire** or **electric shock**.



Prohibited

Do not insert or drop metal, flammable or other foreign objects into the machine through the ventilation slits, as this may cause **fire** or **electric shock**.










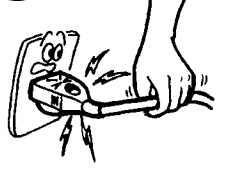








Prohibited

Do not scratch, damage or modify the power cords. Also, do not place heavy objects on, pull on, or excessively bend the power cords, as this may cause **fire** or **electrical shock**.



Safety Precautions

ENGLISH VERSION

 <p>Disconnect the plug.</p> 	<p>If the machine is dropped or their cabinet damaged, first turn off the power switch and disconnect the power cord plug from the outlet, and then contact your authorised Toshiba Tec Corporation representative for assistance. Continued use of the machine in that condition may cause fire or electric shock.</p>	 <p>Disconnect the plug.</p> 	<p>Continued use of the machine in an abnormal condition such as when the machine is producing smoke or strange smells may cause fire or electric shock. In these cases, immediately turn off the power switches and disconnect the power cord plug from the outlet. Then, contact your authorised Toshiba Tec Corporation representative for assistance.</p>
 <p>Disconnect the plug.</p> 	<p>If foreign objects (metal fragments, water, liquids) enter the machine, turn off the power switch and disconnect the power cord plug from the outlet, and then contact your authorised Toshiba Tec Corporation representative for assistance. Continued use of the machine in that condition may cause fire or electric shock.</p>	 <p>Disconnect the plug.</p> 	<p>When unplugging the power cords, be sure to hold and pull on the plug. Pulling on the cord may cut or expose the internal wires and cause fire or electric shock.</p>
 <p>Connect a grounding wire.</p> 	<p>Ensure that the equipment is properly grounded. Extension cables should also be grounded. Fire or electric shock could occur on improperly grounded equipment.</p>	 <p>No disassembling.</p> 	<p>Do not remove covers, repair or modify the machine by yourself. Contact your authorised Toshiba Tec Corporation representative for assistance. You may be injured by high voltage, very hot parts or sharp edges inside the machine.</p>
 <p>Prohibited</p> 	<p>Do not use a spray cleaner containing flammable gas for cleaning this product, as this may cause a fire.</p>	 <p>Prohibited</p> 	<p>Care must be taken not to injure yourself with the printer paper cutter.</p>



CAUTION

This indicates that there is the risk of personal **Injury** or **damage** to objects if the machine is improperly handled contrary to this indication.

Precautions

The following precautions will help to ensure that this machine will continue to function correctly.

- Try to avoid locations that have the following adverse conditions:
 - * Temperatures out of the specification
 - * Shared power source
 - * Direct sunlight
 - * Excessive vibration
 - * High humidity
 - * Dust/Gas
- The cover should be cleaned by wiping with a dry cloth or a cloth slightly dampened with a mild detergent solution. NEVER USE THINNER OR ANY OTHER VOLATILE SOLVENT on the plastic covers.
- USE ONLY TOSHIBA TEC CORPORATION SPECIFIED paper and ribbons.
- DO NOT STORE the paper or ribbons where they might be exposed to direct sunlight, high temperatures, high humidity, dust, or gas.
- Any data stored in the memory of the printer could be lost during a printer fault.
- Try to avoid using this equipment on the same power supply as high voltage equipment or equipment likely to cause mains interference.
- Unplug the machine whenever you are working inside it or cleaning it.
- Keep your work environment static free.
- Do not place heavy objects on top of the machine, as these items may become unbalanced and fall causing **injury**.
- Do not block the ventilation slits of the machine, as this will cause heat to build up inside the machine and may cause **fire**.
- Do not lean against the machine. It may fall on you and could cause **injury**.
- Unplug the machine when it is not used for a long period of time.
- Place and operate the machine on a stable and level surface.
- Do not use this product in locations where use may be forbidden, for example, in an aeroplane or a hospital. If you do not know the forbidden areas, please refer to and follow the airline company or medical institution guidelines. Flight instruments or medical equipment may be affected, causing a serious accident.
- Since this product uses extremely low power compared with mobile phones, it cannot possibly interfere the pacemakers and defibrillators. However, if the use of this product should be likely to have affected the pacemaker or defibrillator, immediately stop using the product and contact your Toshiba Tec sales agent.
- This product communicates with other devices by radio. Depending on the installation location, orientation, environment, etc., its communication performance may deteriorate or devices installed near by may be affected.
- Keep away from microwave devices. Communication performance may deteriorate or a communication error may occur due to radio interference emitted from the microwave device.
- Since the Bluetooth and wireless LAN use the same radio frequency band, each radio wave may interfere with each other when they are used at the same time, causing a deterioration of communication performance or a disconnection of network. If there is any problem with connection, please stop using either Bluetooth or wireless LAN.
- To avoid injury, be careful not to catch or jam your fingers while opening or closing the cover.
- Do not touch moving parts. To reduce the risk that fingers, jewelry, clothing, etc., be drawn into the moving parts, turn off the power switch to stop movement.
- Keep away from flame or other sources of heat. Failure to do this may cause fire or machine failure.
- During lightning, turn off and keep away from the machine because of danger of electric shock and machine failure.
- Avoid locations subject to rapid change in temperature as this causes condensation, causing electric shock or machine failure.
- Do not damage the print head, platen or strip roller with a sharp object. Doing so may cause machine failure.
- Do not touch or contact the print head element with a hard object. Doing so may cause machine failure.
- RISK OF EXPLOSION IF BATTERY IS REPLACED BY AN INCORRECT TYPE. DISPOSE OF USED BATTERIES ACCORDING TO THE INSTRUCTIONS.

Request Regarding Maintenance

- Utilize our maintenance services.
After purchasing the machine, contact your authorised Toshiba Tec Corporation representative for assistance once a year to have the inside of the machine cleaned. Dust will build up inside the machine and may cause a **fire** or a **malfunction**. Cleaning is particularly effective before humid rainy seasons.
- Our preventive maintenance service performs periodic checks and other work required to maintain the quality and performance of the machine, preventing accidents beforehand.
For details, please consult your authorised Toshiba Tec Corporation representative.
- Using insecticides and other chemicals
Do not expose the machine to insecticides or other volatile solvents. This will cause the cabinet or other parts to deteriorate and may cause the paint to peel.

Notes

- This manual may not be copied in whole or in part without the prior written permission of Toshiba Tec Corporation.
- The contents of this manual may be changed without notification.
- Please refer to your local Authorised Service representative with regard to any queries you may have in this manual.
- In case of the re-export of this printer, please make sure that necessary certifications in the countries where printer is used shall be obtained by the user before re-export.

Changes or modifications not expressly approved by the manufacturer for compliance could void the user's authority to operate the equipment.

- Centronics is a registered trademark of Centronics Data Computer Corp.
- Microsoft, Windows, Windows NT, and the brand names and product names of other Microsoft products are trademarks of Microsoft Corporation in the US and other countries.
- Other company names and product names in this manual are the trademarks of their respective companies.

This product is designed for commercial usage and is not consumer product.

Security Precautions

For your added safety, first read the following precautions carefully. Be sure to assign administrators who have enough capability to sustain responsible management since significant privileges for managing and handling this equipment will be given them.

To Administrators

- When connecting this product with an outer network such as the Internet, only operate it in a network environment protected by a firewall, etc. to prevent information from being leaked due to incorrect settings or avoid illegal access by unauthorized users.
- Be sure to understand the security policy and its procedure in your organization, and manage and operate this equipment and external devices according to the policy after first reading the operator's manual. Then explain the security instructions to general users who are authorized to use this equipment to allow them to conform to the security rules.
- Provide general users with the appropriate privilege of using this equipment and keep supervising its correct operation.
- Always check if the network function and user management function are enabled in order to maintain security. Should you happen to come across any abnormality, contact your service technician immediately.
- Be sure to keep the OSs and browsers, which are installed in your computer used by connecting this equipment, in the latest status. Then explain this to general users of this equipment to allow them to conform to this.

For Europe only

B-EX4T1-TS12/GS12-QM-R, B-EX4T2-TS12/GS12/HS12-QM-R, B-EX4D2-GS12-QM-R

B-EX4T3-HS12-QM-R, B-SX8T-TS12-QM-R

B-EX6T1-TS12/GS12-QM-R, B-EX6T3-TS12/GS12-QM-R

CE compliance:

This product is labelled with the CE mark in accordance with the provisions of the applicable European Directives for this product and the electric accessories.

CE marking is the responsibility of Toshiba Tec Germany Imaging Systems GmbH, Carl-Schurz-Str. 7, 41460 Neuss, Germany, phone +49-(0)-2131-1245-0.

For a copy of the related CE Declaration of Conformity, please contact your dealer, Toshiba Tec Germany Imaging Systems GmbH or Toshiba Tec Corporation.

UKCA compliance:

This product is labelled with the UKCA mark in accordance with the provisions of the applicable UK legislations for this product and the electric accessories.

UKCA marking is the responsibility of Toshiba Tec U.K. Imaging Systems Ltd, Abbey Cloisters, Abbey Green, Chertsey, Surrey, KT16 8RB, phone +44-(0)-843 2244944.

For a copy of the related UKCA Declaration of Conformity, please contact your dealer, Toshiba Tec U.K. Imaging Systems Ltd or Toshiba Tec Corporation.

Warning:

This is a Class A product. In a domestic environment, this product may cause radio interference in which case the user may be required to take adequate measures.



This product is marked according to the requirement on Waste electrical and electronic equipment - WEEE.

The use of the symbol indicates that this product may not be disposed as unsorted municipal waste and has to be collected separately. By ensuring this product is disposed of correctly, you will help prevent potential negative consequences for the environment and human health, which could otherwise be caused by inappropriate waste handling of this product.

For more detailed information about the take-back and recycling of this product please contact your supplier where you purchased the product.



This symbol is applicable for EU member states only

Battery users must not dispose of batteries as unsorted general waste, but treat properly.

For U.S.A. and Canada only

B-EX4T1-TS12/GS12-QM-R, B-EX4T2-TS12/GS12/HS12-QM-R, B-EX4D2-GS12-QM/QQ-R
B-EX4T3-HS12-QM-R, B-SX8T-TS12-QM-R
B-EX6T1-TS12/GS12-QM-R, B-EX6T3-TS12/GS12-QM-R

FCC Class A Notice

This device complies with Part 15 of the FCC Rules. Operation is subject to the following two conditions:

1. This device may not cause harmful interference.
2. This device must accept any interference received, including interference that may cause undesired operation.

Note: This equipment has been tested and found to comply with the limits for a Class A digital device, pursuant to Part 15 of the FCC Rules. These limits are designed to provide reasonable protection against harmful interference when the equipment is operated in a commercial environment. This equipment generates, uses, and can radiate radio frequency energy, and if it is not installed and used in accordance with the instruction manual, it may cause harmful interference to radio communications. Operation of this equipment in a residential area is likely to cause harmful interference, in which case the user will be required to correct the interference at his own expense.

WARNING

Changes or modifications not expressly approved by the party responsible for compliance could void the user's authority to operate the equipment.

(for USA only)

California Proposition 65 Warning: USA-California only



WARNING:

This Product can expose you to Phthalate(s) known to the State of California to cause cancer, birth defects or other reproductive harm. For more information, go to

<https://www.p65warnings.ca.gov/product>

California Perchlorate Material Notice: USA-California only

Perchlorate Material - special handling may apply.

See <http://www.dtsc.ca.gov/hazardouswaste/perchlorate/>

For Canada only

B-EX4T1-TS12/GS12-QM-R, B-EX4T2-TS12/GS12/HS12-QM-R, B-EX4D2-GS12-QM/QQ-R
B-EX4T3-HS12-QM-R, B-SX8T-TS12-QM-R
B-EX6T1-TS12/GS12-QM-R, B-EX6T3-TS12/GS12-QM-R

ICES-003 Class A Notice - Avis NMB-003, Classe A

This Class A digital apparatus complies with Canadian ICES-003.

Cet appareil numérique de la classe A est conforme à la norme NMB-003 du Canada.

For India only

Following information is only for India:



The use of the symbol indicates that this product may not be treated as household waste. By ensuring this product is disposed of correctly, you will help prevent potential negative consequences for the environment and human health, which could otherwise be caused by inappropriate waste handling of this product. For more detailed information about the take-back and recycling of this product, please contact your supplier where you purchased the product.

This product including components, consumables, parts and spares complies with the "India E-waste Rules" and prohibits use of lead, mercury, hexavalent chromium, polybrominated biphenyls or polybrominated diphenyl ethers in concentrations exceeding 0.1% by weight and 0.01% by weight for cadmium, except for the exemption set in the Rule.

For Argentina only

La siguiente información es solo para Argentina:



El uso de este símbolo indica que este producto no puede ser tratado como residuos domésticos. Asegúrese que este producto se deseché correctamente, Usted ayudara a evitar posibles consecuencias negativas para el medio ambiente y la salud humana, que podrían derivarse de la incorrecta manipulación de este producto.

Para mas información sobre el reciclaje de este producto, consulte con nuestro su distribuidor donde adquirió el producto.

For Turkey only

Notification (for Turkey)

AEEE Yönetmeliğine Uygundur

For Korea only

한국 전원 코드

KS C 8305 표준과 호환 되는 전원 코드를 사용 해 주세요.

정격(최소): 250V

유형: KS C 8305 인증된, 경부하 또는 일반 의무 유형

도체 굵기(최소): 3 x 0.75 mm²

Importer (For EU, EFTA)

**Toshiba Tec Germany Imaging Systems GmbH
Carl-Schurz-Str.7,41460 Neuss, Germany**

Importer (For UK)

**Toshiba Tec U.K. Imaging Systems Ltd
Abbey Cloisters, Abbey Green, Chertsey, Surrey, KT16 BRB, United Kingdom**

Importer (For Turkey)

**BOER BILISIM SANAYI VE TICARET ANONIM SIRKETI BCP
Yukari Dudullu, Tavukcuyolu Cad. Demirturk Sok No:8A 34775,
Umraniye-Istanbul, Turkey**

Manufacturer:

**Toshiba Tec Corporation
1-11-1, Osaki, Shinagawa-ku, Tokyo, 141-8562, Japan**

Toshiba Tec Corporation

© 2018-2021 Toshiba Tec Corporation, All Rights Reserved
1-11-1, Osaki, Shinagawa-ku, Tokyo 141-8562, JAPAN



PRINTED IN INDONESIA

R210120X0200-TTEC