

PT TEC INDONESIA Site Report Information

Address: Lot 108-110, Batamindo Industrial Park, Mukakuning, Batam 29433

Lot area: 20,475 m², Building area: 18,154.5 m², Green ratio: 22.4 %

Establishment: 1st July 1992, Employees: 1549 (as of March 2024)

Major products: Dot Matrix Printers, POS Products, Barcode Printers, Betting Terminal and Kiosk Printers.

ISO 14001 Certified: Aug 1998, Latest update: 15th May 2024
(ISO 14001 : 2015 Certificate number: 787805a)



Message from Environmental Preservation Chief

PT TEC INDONESIA (TIE) harmonized environmental management system with business activities, products and services, with respect to the reduction of environmental impacts, response to the climate change, sustainable consumption and production, and conservation of biodiversity. We promote environmental awareness for sustainable tomorrow.



Environmental Preservation Chief
Bambang Soeratno

Major environmental activities in FY2023

Reduction in CO2 emissions saving

- Replacement of efficiency Air Conditioners system in Production area.
- Migrate Physical Servers to Virtual Server Environment
- Combine Fru TGCS & FRU Ruby Production Line From Lot 110 2F to Lot 108 1F
- Turn off AC & lighting when no production running.
- Replace Chip Mounter (Modular)
- Replace Screen Printer

Total CO2 emission reduction of 2% compared to FY2022

Reduction in Water

- Replace water efficiency device (eg. Water tap, toilet flushing system) and check leakage regularly.
- Install water tank for harvesting rainwater at lot 108 for floor cleaning & gardening
- Promote water saving awareness through poster and email.

Reduction in Waste

- Review supplier packaging method.
- Design new model PCBA card with minimum break away

Reduction in Chemical

- Review chemical usage in production area.

Conservation of Biodiversity

- Held an exhibition of biodiversity to employees during lunch hours.

Development of products and environmental technologies, Environmental consideration point

Barcode Printer



- CD-ROM is used to install driver for Barcode printer previously.
- As a measure to reduce CD-ROM waste, implemented QR code to link user to driver installation webpage.
- Eliminate the use of raw material of 0.02kg per unit.
- Reduce waste generation of 0.02kg per unit.

POS Printer



- Paper receipt length reduce from 16.8mm to 4mm after implement backfeed.
- Reduce the amount of energy required during paper processing stage.
- Paper saving by 23.8%



PT TEC INDONESIA

Integrated Management System Policy

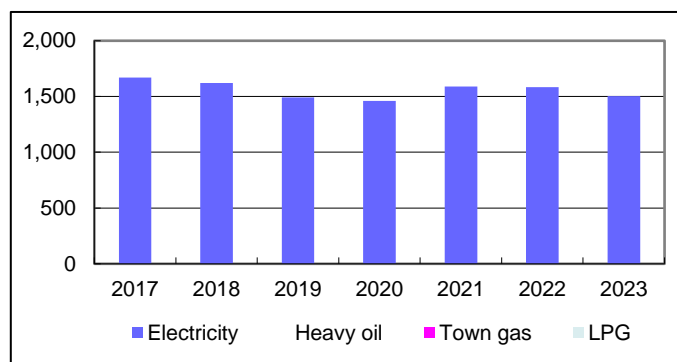
We shall integrate **Quality, Environmental, Health & Safety** considerations in our business decision making to enhance customer satisfaction, manage environmental impact, provide safe and healthy workplaces to prevent injury & ill health and safety hazard, such information are readily available to interested parties. We strive to continually improve our management system with the following commitments:

1. We create quality products and services with pride and passion, keeping our customers in mind all the time and everywhere.
2. We respect each and individual employee, develop one's abilities and together we foster an open and healthy corporate culture and we tirelessly seek new challenges.
3. We fulfill our responsibilities toward each country and community in which we operate, we respect the local culture and history, and we comply with the statutory and regulatory requirements.
4. We improve and maintain a healthy and safe work environment through proper safe work procedures, managing hazards and implementing risk controls, these includes consultation, participation and feedback from employees.
5. We harmonized environmental management system with business activities, products and services, with respect to the reduction of environmental impacts, response to the climate change, sustainable consumption and production, and conservation of biodiversity.
6. We take the necessary information security measures to prevent information leakage.
7. We strive to maximize our corporate value to achieve appropriate profits and reserves to meet the expectations of our stakeholders through implementing management innovation and investing in research and development.

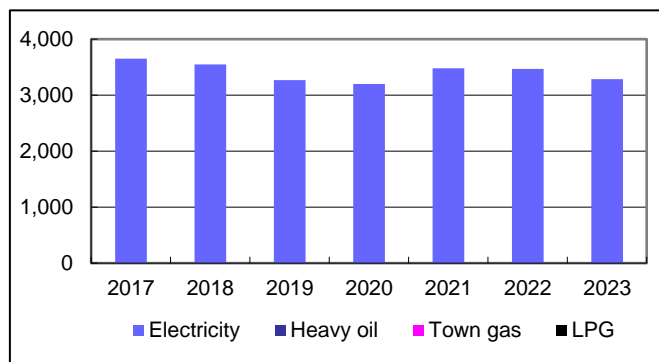
Shingo Hamamura
President Director
1 Oct 2023

Environmental load data

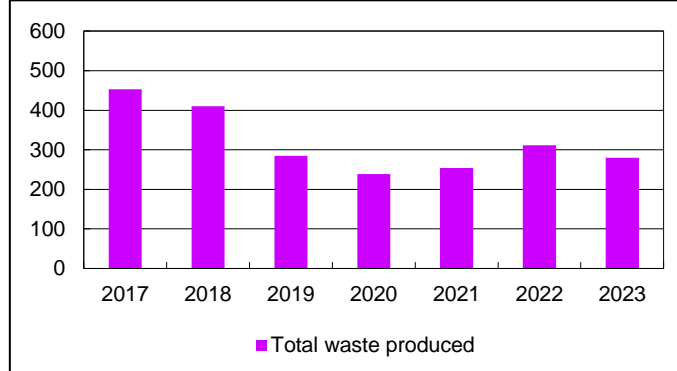
Energy usage (unit: KL)



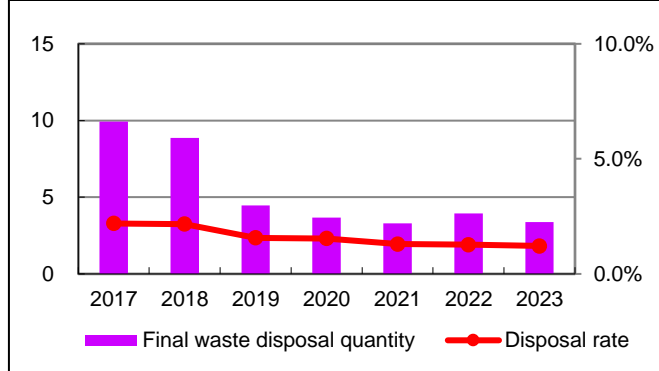
CO₂ emission (unit: ton-CO₂)



Total waste produced (unit: ton)

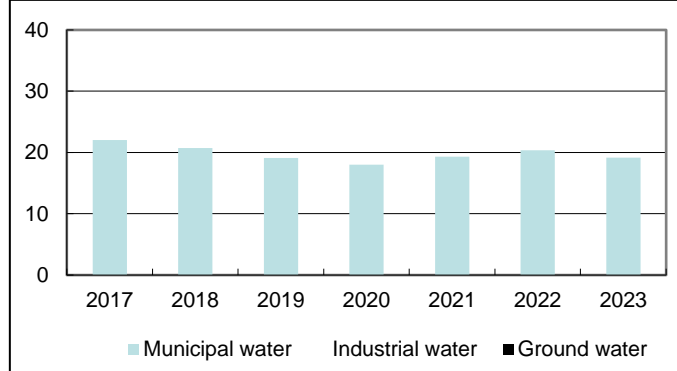


Final waste disposal quantity & disposal rate (unit: ton,%)

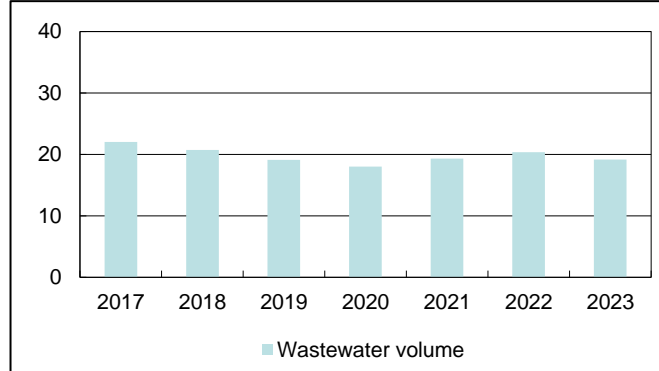


Major wastes: carton, paper, plastic, etc.

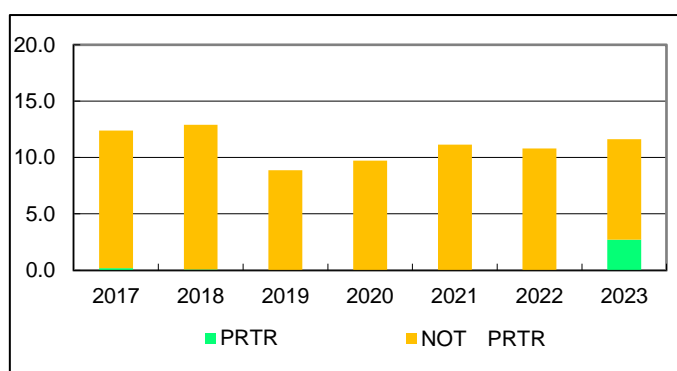
Water usage (unit: 1,000m³)



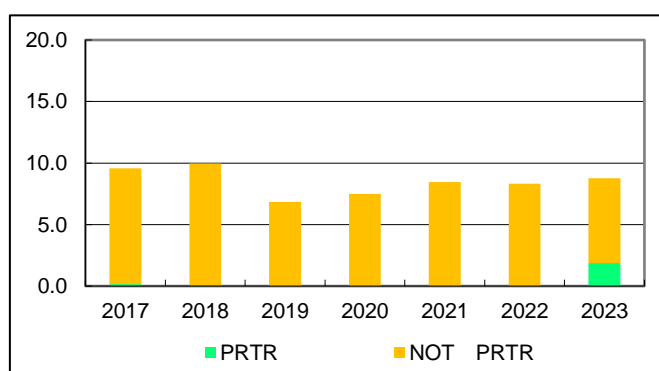
Wastewater volume (unit: 1,000m³)



Handing substances (unit: ton)



Substances volatilized and released to water (unit: ton)



Major chemical substances: IPA (Isopropyl alcohol)

Compliance management

Atmospheric measurement results :
Exhaust fan (SMT, Solder Dross, Dot Head, PCB & Epoxy Room each 1 unit). From outside Building Exhaust fan 5 units

	Regulation value	Self-control value	Actual measurement	Measurement frequency
NO ₂ (mg/Nm ³)	Max. 1000	Max. 500	5.66	Twice/year
SO ₂ (mg/Nm ³)	Max. 800	Max. 400	2.62	Twice/year
Lead, Pb (mg/Nm ³)	Max. 12	Max. 6	0.03	Twice/year

Wastewater measurement results (major results)
Wastewater is discharged to rivers (Lake Duri Angkang). FDS Lot 107,108, 109, 110

	Regulation value	Self-control value	Actual measurement	Measurement frequency
Hydrogen ion concentration (pH)	6.0 - 9.0	6.5 - 8.5	7.75	Twice/year
BOD (mg/l)	Max. 150	Max. 135	19.16	Twice/year
COD (mg/l)	Max. 300	Max. 270	63.82	Twice/year
TSS (mg/l)	Max. 400	Max. 360	29.40	Twice/year
Nitrogen (mg/l)	Max. 60	Max. 30	1.80	Twice/year
Fluoride (mg/l)	Max. 3	Max. 2.7	0.59	Twice/year

Noise & vibration measurement results (Boundary Noise)

	Location: Time	Regulation value	Self-control value	Actual measurement	Measurement frequency
Noise (dB)	Lot boundary: Day	Max. 70	Max. 67	64.40	Twice/year
	Lot boundary: Night	NA	NA	NA	NA
Vibration (dB)	Lot boundary: Day	NA	NA	NA	NA
	Lot boundary: Night	NA	NA	NA	NA

Other measurement results (Sewage Water Law: Major results)

	Regulation value	Self-control value	Actual measurement	Measurement frequency
Hydrogen ion concentration (pH)	NA	NA	NA	NA
BOD (mg/l)	NA	NA	NA	NA
SS (mg/l)	NA	NA	NA	NA

Environmental accidents, administrative advices and complaints

	State
Environmental accident	None
Environmental problem around the factory and in the local area	None
Administrative advice or direction	None
Complaint from neighboring residents	None

Environmental Activities

<CSR Beach Cleaning>

We conduct Beach Cleaning activity located at Ujung Beach, Nongsa District, Batam. A total of 861 kg rubbish (seaweed, woods, dead leaf, food package, plastic bottle, plastic bag, etc.) are collected.

(Outline)

Date: February 24th, 2024

Number of participant 118 participants including TIE Management, TIE EHS member, TIE employees with their families & local resident.



<CSR Tree Planting>

We conduct tree planting activity at Senior High School Batam (SMAN 27 Batam). Some of tree was planted such as Mango, Rambutan, Mangosteen, Longan, Avocado, Honey Guava & Pomelo tree.

(Outline)

Date: March 4th, 2024

Number of participant 136 participants including TIE Management, EHS Committee, employee representative, teachers, students & local residents .



<Conducted E-waste Programm at Dormitory >

We continuously educate employees for properly disposing of electronic equipment used at work and at home, including computer and household appliances. We organized e-waste collection day at dormitory to collect and disposed e-waste to licensed e-waste collector.

(Outline)

Date: November 9th, 2023

Item collected : used refrigerator, used washing machine and used television.



Conservation of Biodiversity

<Biodiversity Exhibition of *Nepenthes (Kantong Semar)*>

We initiated unique endangered native plant conservation activity in our factory. The type of unique plant selected was *Nepenthes (Kantong Semar)*. In FY2023 we continue this activity by breeding the Kantong Semar in the new places in the company premises.

(Outline)

Date: February 7th, 2024

A total of 1525 of employees were joined this activity.



Biodiversity Exhibition

Environmental targets

The main Environmental targets for FY2024.

Item	Indicator	Target for FY2024
Global warming prevention	In the ratio of CO2 emissions to net output relative to FY2005	23 % reduction
Optimization of resources	In the ratio of total amount of waste generated to output relative to FY2005	45 % reduction
Control of Chemical Substances	In the ratio of total amount of toxic chemical generated to output relative toFY2005	56 % reduction

Environmental objectives

The main Environmental objectives for FY2026.

Item	Indicator	Objective for FY2026
Global warming prevention	In the ratio of CO2 emissions to net output relative to FY2005	24 % reduction
Optimization of resources	In the ratio of total amount of waste generated to output relative to FY2005	45 % reduction
Control of Chemical Substances	In the ratio of total amount of toxic chemical generated to output relative toFY2005	58 % reduction